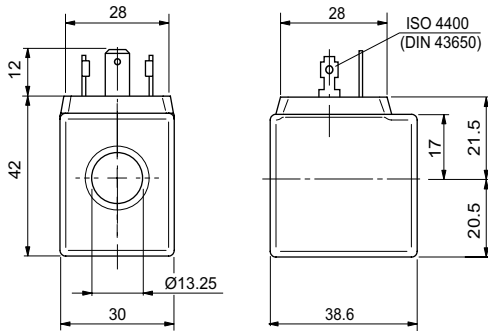


## 18W COILS

Type of protection	IP 65
Number of cycle	18000/h
Supply tolerance	±10%
Ambient	-30°C ÷ 60°C

Duty cycle	100% ED
Insulation class wire	F
Weight	0.141 kg

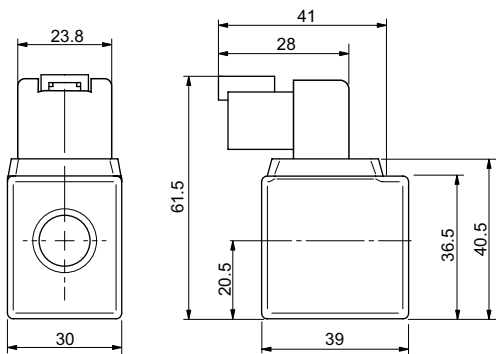


### STANDARD Hirschmann ISO 4400 DIN43650

Coil		Max winding temperature (1)	Rated power	Resistance ±7% (2)	Spare code
Code	Voltage				
L	12 VDC	135 °C	18 W	7.7 Ω	M14000001
M	24 VDC	135 °C	18 W	31 Ω	M14000002
N	48 VDC	135 °C	18 W	116 Ω	M14000003
Z	21.6 VDC	135 °C	18 W	27 Ω	M14000009
Z	102 VDC (3)	120 °C	18 W	578 Ω	M14000006
X	205 VDC (3)	120 °C	18 W	2627 Ω	M14000007

(1) Ambient temperature 25 °C - (2) Ambient temperature 20 °C

(3) The European low voltage directive is applied to electrical equipments used at a nominal voltages between 50 and 1000 VAC or 75 and 1500 VDC. In conformity with the low directive each part of the manifold or the subplate on which the valve is mounted should be connected to a protective earth with a resistance less than 0.1 ohms.



### DEUTSCH and bidirectional integrated diode (CX variant)

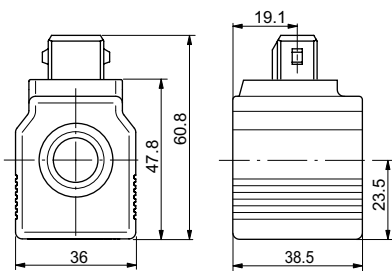
Coil		Max winding temperature (1)	Rated power	Resistance ±7% (2)	Spare code
Code	Voltage				
L	12 VDC	135 °C	18 W	7.7 Ω	M14760001
M	24 VDC	135 °C	18 W	31 Ω	M14760002

(1) Ambient temperature 25 °C - (2) Ambient temperature 20 °C

## 22W COILS

Type of protection	IP 65
Number of cycle	18000/h
Supply tolerance	±10%
Ambient temperature	-30°C ÷ 60°C

Duty cycle	100% ED
Insulation class wire	H
Weight	0.2 kg



### AMP Junior (AJ variant)

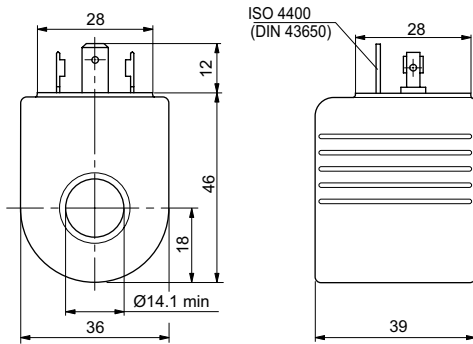
Coil		Max winding temperature (1)	Rated power	Resistance ±7% (2)	Spare code
Code	Voltage				
L	12 VDC	135 °C	22 W	6.3 Ω	M14730001
M	24 VDC	135 °C	22 W	25.6 Ω	M14730002

(1) Ambient temperature 25 °C - (2) Ambient temperature 20 °C

## 27W COILS - A09

Type of protection	IP 65
Number of cycle	18000/h
Supply tolerance	±10%
Ambient temperature	-30°C ÷ 60°C

Duty cycle	100% ED
Insulation class wire	H
Weight	0.215 kg

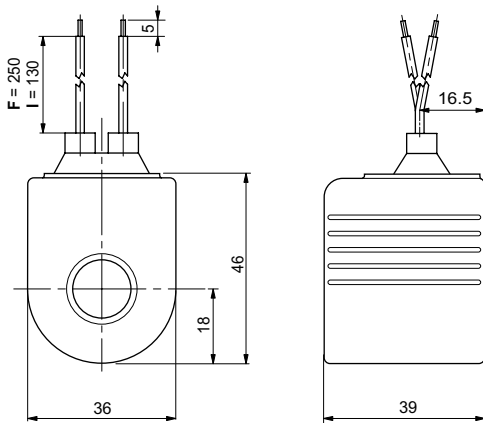


### STANDARD Hirschmann ISO 4400 DIN43650 (H connection)

Coil		Max winding temperature (1)	Rated power	Resistance ±7% (2)	Spare code
Code	Voltage				
L	12 VDC	123 °C	27 W	5.3 Ω	M14310001
M	24 VDC	123 °C	27 W	21.3 Ω	M14310002
N	48 VDC	123 °C	27 W	85.3 Ω	M14310003
Z	102 VDC (3)	123 °C	27 W	392 Ω	M14310008
P	110 VDC (3)	123 °C	27 W	448 Ω	M14310005
X	205 VDC (3)	123 °C	27 W	1577 Ω	M14310009

(1) Ambient temperature 25 °C - (2) Ambient temperature 20 °C

(3) The european low voltage directive is applied to electrical equipments used at a nominal voltages between 50 and 1000 VAC or 75 and 1500 VDC. In conformity with the low directive each part of the manifold or the subplate on which the valve is mounted should be connected to a protective earth with a resistance less than 0.1 ohms.

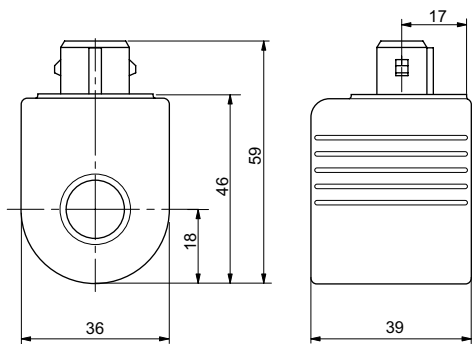


### WIRES and integrated bidirectional DIODE (F/I connection - FL/LD variant)

Coil		Wires (mm)	Max winding temperature (1)	Rated power	Resistance ±7% (2)	Spare code
Code	Voltage					
L	12 VDC	F = 250	123 °C	27 W	5.3 Ω	M14070011
M	24 VDC	F = 250	123 °C	27 W	21.3 Ω	M14070012
L	12 VDC	I = 130	123 °C	27 W	5.3 Ω	M14330001
M	24 VDC	I = 130	123 °C	27 W	21.3 Ω	M14330002

(1) Ambient temperature 25 °C - (2) Ambient temperature 20 °C

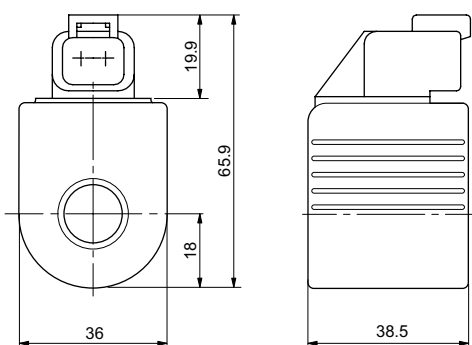
4



### AMP Junior (A connection - AJ variant)

Coil		Max winding temperature (1)	Rated power	Resistance ±7% (2)	Spare code
Code	Voltage				
L	12 VDC	123 °C	27 W	5.3 Ω	M14320001
M	24 VDC	123 °C	27 W	21.3 Ω	M14320002

(1) Ambient temperature 25 °C - (2) Ambient temperature 20 °C



### DEUTSCH + bidirectional DIODE - DT04-2P (D connection - CX variant)

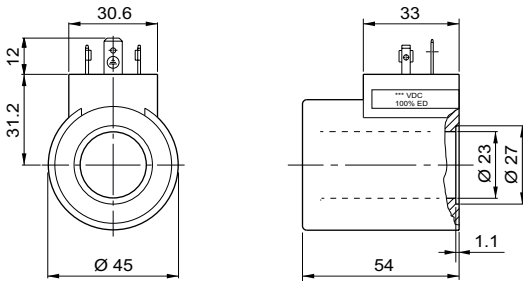
Coil		Max winding temperature (1)	Rated power	Resistance ±7% (2)	Spare code
Code	Voltage				
L	12 VDC	123 °C	27 W	5.3 Ω	M14340001
M	24 VDC	123 °C	27 W	21.3 Ω	M14340002

(1) Ambient temperature 25 °C - (2) Ambient temperature 20 °C

## 30 W COILS - D15

Type of protection	IP 66
Number of cycle	18000/h
Supply tolerance	±10%
Ambient temperature	-25°C ÷ 60°C

Duty cycle	100% ED
Insulation class wire	H
Weight	0.354 kg



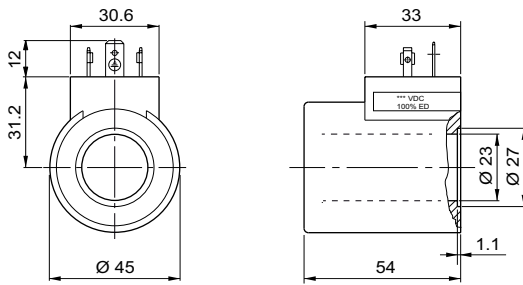
### STANDARD Hirschmann ISO 4400 DIN43650

Coil		Max winding temperature (1)	Rated power	Resistance ±7% (2)	Spare code
Code	Voltage				
L	12 VDC	110 °C	30 W	4.8 Ω	M14450002
M	24 VDC	110 °C	30 W	18.8 Ω	M14450004
V	28 VDC	110 °C	30 W	25.6 Ω	M14450005
N	48 VDC	110 °C	30 W	75.2 Ω	M14450006
Z	102 VDC (3)	110 °C	30 W	340 Ω	M14450018
P	110 VDC (3)	110 °C	30 W	387 Ω	M14450008
X	205 VDC (3)	110 °C	30 W	1378 Ω	M14450019

(1) Ambient temperature 25 °C

(2) Ambient temperature 20 °C

(3) The european low voltage directive is applied to electronical equipments used at a nominal voltages between 50 and 1000 VAC or 75 and 1500 VDC. In conformity with the low directive each part of the manifold or the subplate on which the valve is mounted should be connected to a protective earth with a resistance less than 0.1 ohms.



### Hirschmann ISO 4400 DIN43650 eCoat (1) surface treatment (RS variant)

Coil		Max winding temperature (2)	Rated power	Resistance ±7% (3)	Spare code
Code	Voltage				
L	12 VDC	110 °C	30 W	4.8 Ω	M14820001
M	24 VDC	110 °C	30 W	18.8 Ω	M14820002
V	28 VDC	110 °C	30 W	25.6 Ω	M14820005
P	110 VDC (4)	110 °C	30 W	387 Ω	M14820008

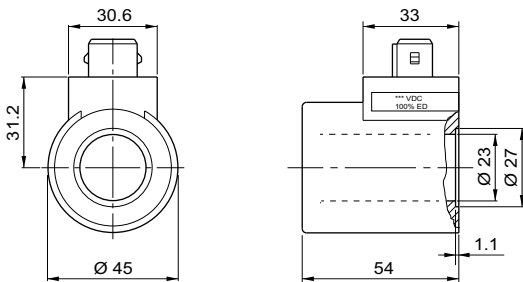
(1) Sealed coil winding with steel out housing with eCoat protection. Has successfully overcome more than 700 hours of salt spray test before red rust (test according to UNI EN ISO 9227 and test evaluation according to UNI EN ISO 10289).

(2) Ambient temperature 25 °C

(3) Ambient temperature 20 °C

(4) The european low voltage directive is applied to electronical equipments used at a nominal voltages between 50 and 1000 VAC or 75 and 1500 VDC. In conformity with the low directive each part of the manifold or the subplate on which the valve is mounted should be connected to a protective earth with a resistance less than 0.1 ohms.

4

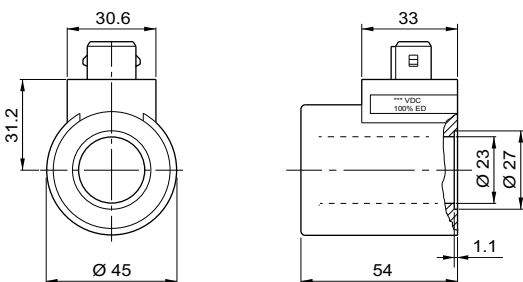


### AMP Junior (AJ variant)

Coil		Max winding temperature (1)	Rated power	Resistance ±7% (2)	Spare code
Code	Voltage				
L	12 VDC	110 °C	30 W	4.8 Ω	M14460002
M	24 VDC	110 °C	30 W	18.8 Ω	M14460004

(1) Ambient temperature 25 °C

(2) Ambient temperature 20 °C

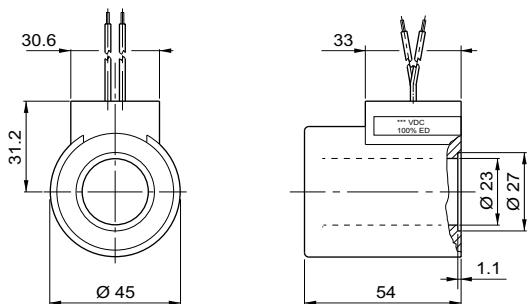


### AMP Junior + Bidirectional DIODE (AD variant)

Coil		Max winding temperature (1)	Rated power	Resistance ±7% (2)	Spare code
Code	Voltage				
L	12 VDC	110 °C	30 W	4.8 Ω	M14470002
M	24 VDC	110 °C	30 W	18.8 Ω	M14470004

(1) Ambient temperature 25 °C

(2) Ambient temperature 20 °C

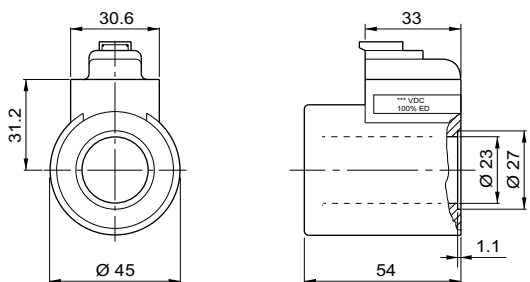


### WIRES 175 mm (SL variant)

Coil		Max winding temperature (1)	Rated power	Resistance ±7% (2)	Spare code
Code	Voltage				
L	12 VDC	110 °C	30 W	4.8 Ω	M14480002
M	24 VDC	110 °C	30 W	18.8 Ω	M14480004

(1) Ambient temperature 25 °C

(2) Ambient temperature 20 °C

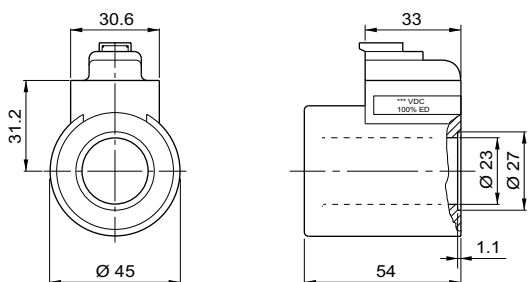


### DEUTSCH DT04-2P (CZ variant)

Coil		Max winding temperature (1)	Rated power	Resistance ±7% (2)	Spare code
Code	Voltage				
L	12 VDC	110 °C	30 W	4.8 Ω	M14490002
M	24 VDC	110 °C	30 W	18.8 Ω	M14490004

(1) Ambient temperature 25 °C

(2) Ambient temperature 20 °C

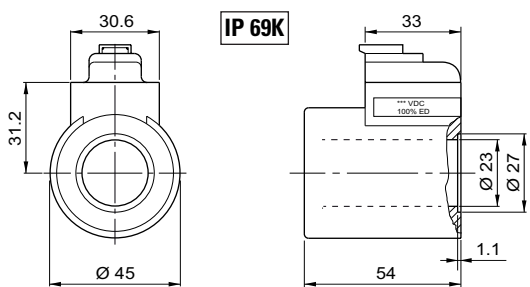


### DEUTSCH DT04-2P + Bidirectional DIODE (CX variant)

Coil		Max winding temperature (1)	Rated power	Resistance ±7% (2)	Spare code
Code	Voltage				
L	12 VDC	110 °C	30 W	4.8 Ω	M14370002
M	24 VDC	110 °C	30 W	18.8 Ω	M14370004

(1) Ambient temperature 25 °C

(2) Ambient temperature 20 °C



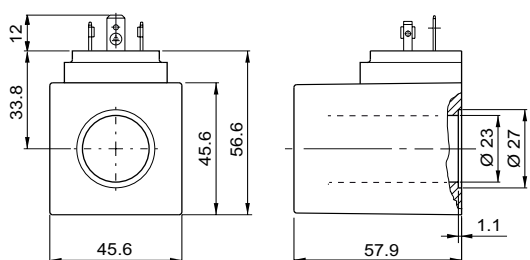
### DEUTSCH DT04-2P eCoat (1) surface treatment (R6 variant)

Coil		Max winding temperature (2)	Rated power	Resistance ±7% (3)	Spare code
Code	Voltage				
L	12 VDC	110 °C	30 W	4.8 Ω	M14830001
M	24 VDC	110 °C	30 W	18.8 Ω	M14830002

(1) Sealed coil winding with steel out housing with eCoat protection. Has successfully overcome more than 700 hours of salt spray test before red rust (test according to UNI EN ISO 9227 and test evaluation according to UNI EN ISO 10289).

(2) Ambient temperature 25 °C

(3) Ambient temperature 20 °C



### Hirschmann ISO 4400 DIN43650 PLASTIC body (RS variant)

Coil		Max winding temperature (1)	Rated power	Resistance ±7% (2)	Spare code
Code	Voltage				
L	12 VDC	110 °C	30 W	4.8 Ω	M14630002
M	24 VDC	110 °C	30 W	18.8 Ω	M14630004
V	28 VDC	110 °C	30 W	25.6 Ω	M14630005
P	110 VDC (4)	110 °C	30 W	387 Ω	M14630008

(1) Ambient temperature 25 °C

(2) Ambient temperature 20 °C

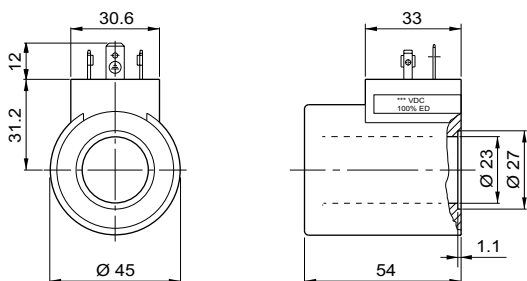
(3) The european low voltage directive is applied to electronical equipments used at a nominal voltages between 50 and 1000 VAC or 75 and 1500 VDC. In conformity with the low directive each part of the manifold or the subplate on which the valve is mounted should be connected to a protective earth with a resistance less than 0.1 ohms.

*Until end of stock*

## 40 W COILS - D15

Type of protection	IP 66
Number of cycle	18000/h
Supply tolerance	±10%
Ambient temperature	-54°C ÷ 60°C

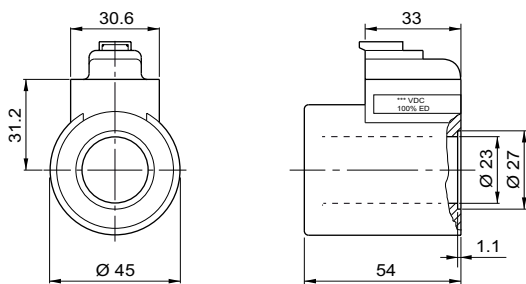
Duty cycle	100% ED
Insulation class wire	H
Weight	0.354 kg



### STANDARD Hirschmann ISO 4400 DIN43650

Coil		Max winding temperature (1)	Rated power	Resistance ±7% (2)	Spare code
Code	Voltage				
<b>L</b>	12 VDC	135 °C	40 W	3.6 Ω	M14600001
<b>M</b>	24 VDC	135 °C	40 W	14.4 Ω	M14600002

(1) Ambient temperature 25 °C



### DEUTSCH DT04-2P (CZ variant)

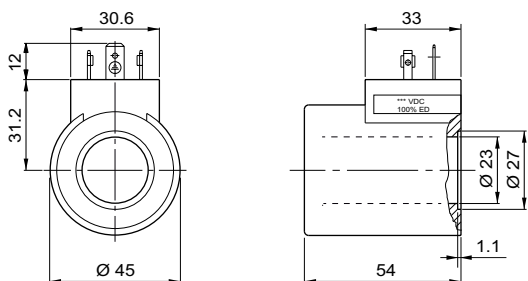
Coil		Max winding temperature (1)	Rated power	Resistance ±7% (2)	Spare code
Code	Voltage				
<b>L</b>	12 VDC	135 °C	40 W	3.6 Ω	M14610001
<b>M</b>	24 VDC	135 °C	40 W	14.4 Ω	M14610002

(1) Ambient temperature 25 °C

## D15P COILS - (FOR PROPORTIONAL VALVES)

Type of protection	IP 66
Number of cycle	18000/h
Supply tolerance	±10%
Ambient temperature	-30°C ÷ 60°C

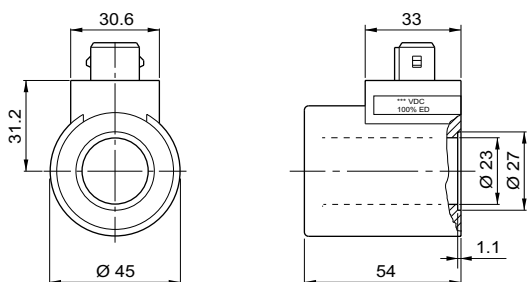
Duty cycle	100% ED
Insulation class wire	H
Weight	0.354 kg



### STANDARD Hirschmann ISO 4400 DIN43650

Coil		Max winding temperature (1)	Current	Resistance ±7% (2)	Spare code
Code	Voltage				
<b>E</b>	9 VDC	125 °C	2.35 A	2.25 Ω	M14230101
<b>F</b>	12 VDC	125 °C	1.76 A	4 Ω	M14230102
<b>G</b>	24 VDC	125 °C	0.88 A	16 Ω	M14230103

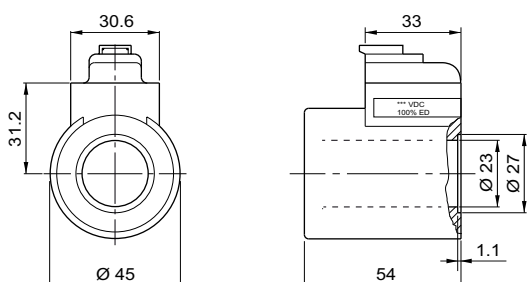
(1) Ambient temperature 25 °C - (2) Ambient temperature 20 °C



### AMP Junior (AJ variant)

Coil		Max winding temperature (1)	Current	Resistance ±7% (2)	Spare code
Code	Voltage				
<b>E</b>	9 VDC	125 °C	2.35 A	2.25 Ω	M14770001
<b>F</b>	12 VDC	125 °C	1.76 A	4 Ω	M14770002
<b>G</b>	24 VDC	125 °C	0.88 A	16 Ω	M14770003

(1) Ambient temperature 25 °C - (2) Ambient temperature 20 °C



### DEUTSCH DT04-2P (CZ variant)

Coil		Max winding temperature (1)	Current	Resistance ±7% (2)	Spare code
Code	Voltage				
<b>E</b>	9 VDC	125 °C	2.35 A	2.25 Ω	M14590001
<b>F</b>	12 VDC	125 °C	1.76 A	4 Ω	M14590002
<b>G</b>	24 VDC	125 °C	0.88 A	16 Ω	M14590004

(1) Ambient temperature 25 °C - (2) Ambient temperature 20 °C